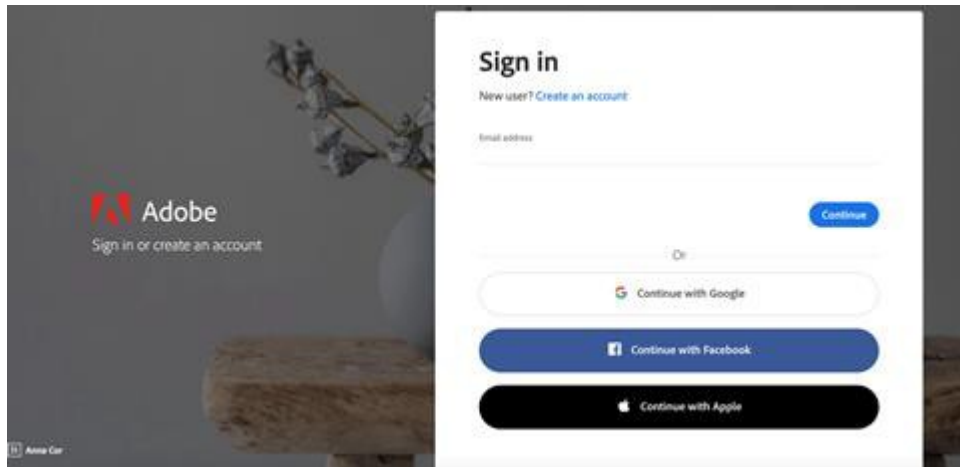


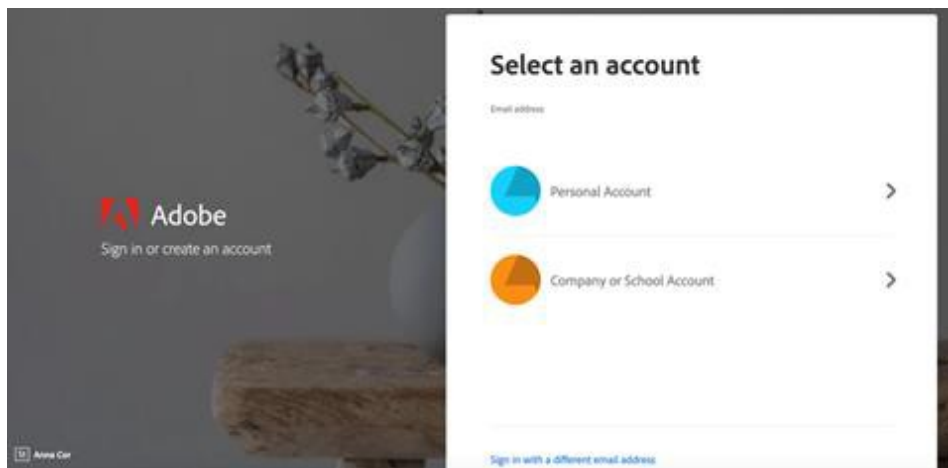
Dear Skyline Students,

As a result of campus closure, student access to Adobe Creative Cloud in labs and classrooms is not available. Adobe has provided temporary at-home access for impacted students and educators, so that they can continue their work remotely. Please follow the instructions below to enable access to Creative Cloud Desktop Apps on your personal device.

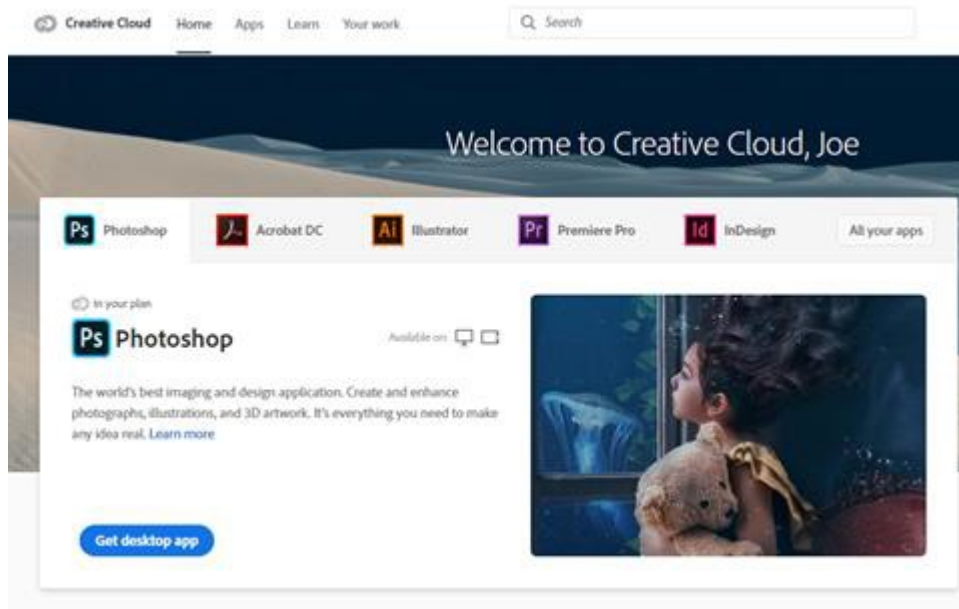
1. Visit <https://creativecloud.adobe.com> and use your school credentials to sign in.



2. If prompted, select Company or School Account and then enter your password. Or provide your credentials in your school's login screen.



3. From the Creative Cloud website, browse for and download your desired app. Click **Apps** on the top of the page to view all apps.



For more information on how to download or install apps, see [Download and Install Creative Cloud apps](#).

Adobe has curated resources to help students discover inspiring projects, best practices, and new ideas so they can continue to drive valuable learning in virtual environments. For more information on Adobe's distance learning resources [please click here](#).

Please visit this [HelpX page](#) if you have questions.

Student access to technology or internet access:

Please go to ISD website or click the link [ISD Offers Laptops and Hotspots During School Closure](#) to find out more information.

If you need help with software installed on district issued device, please email your teacher (Mrs. Tang) at TangJ2@issaquah.wednet.edu as soon as possible.

Regards,

Jizhen Tang
TV/Video Pro 1-3/Graphic Design 2
Skyline High School
tangj2@issaquah.wednet.edu